



**"MERC"**

**MERCURY**



DNA Test Report

Test Date: August 25th, 2023

[embk.me/mercury101](https://embk.me/mercury101)

## BREED ANCESTRY

 **Boerboel : 100.0%**

## GENETIC STATS

Predicted adult weight: **130 lbs**


Life stage: **Puppy**

Based on your dog's date of birth provided.

## TEST DETAILS

Kit number: EM-57496722

Swab number: 31220612402900



**"MERC"**

**MERCURY**




DNA Test Report

Test Date: August 25th, 2023

[embk.me/mercury101](https://embk.me/mercury101)

## BOERBOEL



The Boerboel, also known as the South African Mastiff, is a large, Molosser-type breed from South Africa bred for the purpose of guarding the homestead. These dogs were bred as working farm dogs. Boerboels are an intelligent and energetic breed. They are loyal, great with kids and tend to be protective of their family and territory. They are quite charming when not being lazy, and will not hesitate to defend their loved ones to the death. They are often called "Velcro" dogs, always wanting to be with their owners, and so, are not prone to wandering off on their own. The Boerboel also requires training and firm handling from an early age. It is not unusual for this breed to display aggression toward other dogs.

### Alternative Names


South African Mastiff

### Fun Fact

The docked tail of the Boerboel, according to legend, has its origins in practicality. As a farm protector the Boerboel might encounter baboons and with a short tail he could not so easily be held by the dexterous baboon.

Registration:





**"MERC"**

**MERCURY**

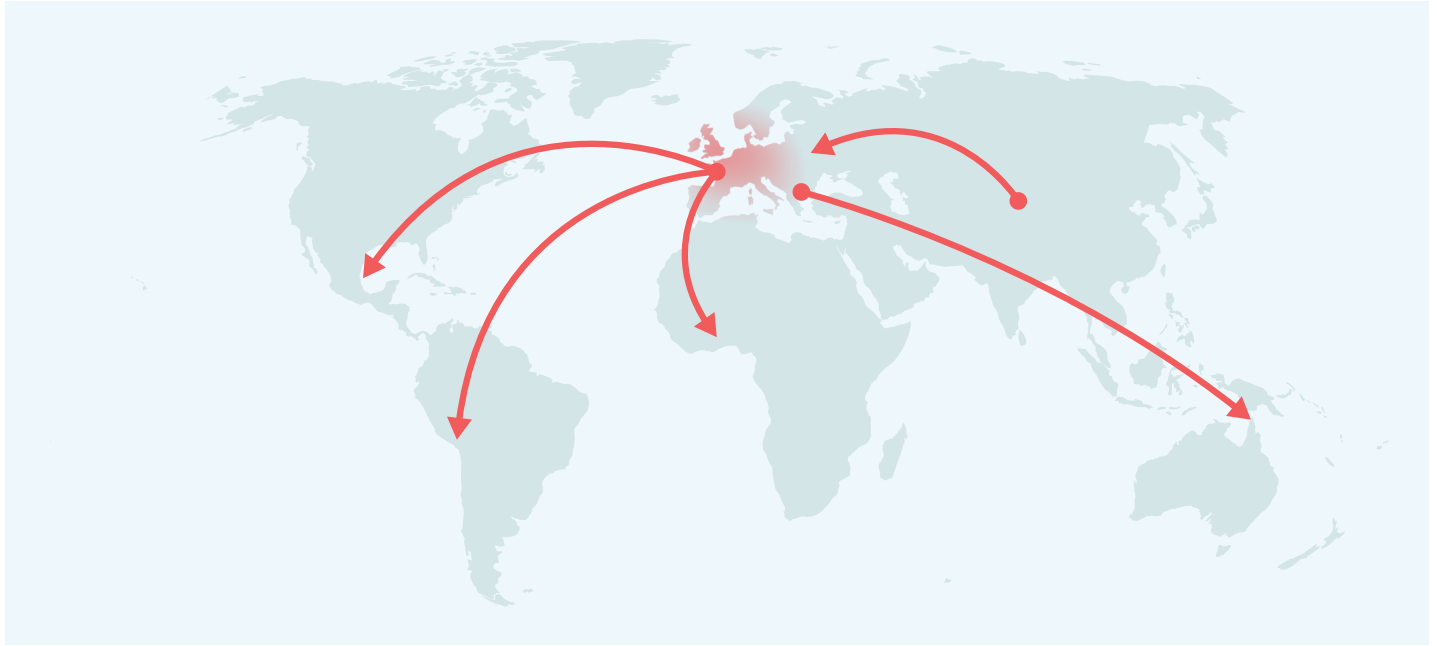


DNA Test Report

Test Date: August 25th, 2023

[embk.me/mercury101](https://embk.me/mercury101)

## MATERNAL LINE



Through Merc's mitochondrial DNA we can trace her mother's ancestry back to where dogs and people first became friends. This map helps you visualize the routes that her ancestors took to your home. Their story is described below the map.

### HAPLOGROUP: A1a

A1a is the most common maternal lineage among Western dogs. This lineage traveled from the site of dog domestication in Central Asia to Europe along with an early dog expansion perhaps 10,000 years ago. It hung around in European village dogs for many millennia. Then, about 300 years ago, some of the prized females in the line were chosen as the founding dogs for several dog breeds. That set in motion a huge expansion of this lineage. It's now the maternal lineage of the overwhelming majority of Mastiffs, Labrador Retrievers and Gordon Setters. About half of Boxers and less than half of Shar-Pei dogs descend from the A1a line. It is also common across the world among village dogs, a legacy of European colonialism.

### HAPLOTYPE: A388

Part of the large A1a haplogroup, this haplotype occurs most frequently in Staffordshire Terriers, Labrador Retrievers, and English Bulldogs.



**"MERC"**

**MERCURY**



DNA Test Report

Test Date: August 25th, 2023

embk.me/mercury101

## TRAITS: COAT COLOR

TRAIT

RESULT

### E Locus (MC1R)

The E Locus determines if and where a dog can produce dark (black or brown) hair. Dogs with two copies of the recessive **e** allele do not produce dark hairs at all, and will be "red" over their entire body. The shade of red, which can range from a deep copper to yellow/gold to cream, is dependent on other genetic factors including the Intensity loci. In addition to determining if a dog can develop dark hairs at all, the E Locus can give a dog a black "mask" or "widow's peak," unless the dog has overriding coat color genetic factors. Dogs with one or two copies of the **Em** allele usually have a melanistic mask (dark facial hair as commonly seen in the German Shepherd and Pug). Dogs with no copies of **Em** but one or two copies of the **Eg** allele usually have a melanistic "widow's peak" (dark forehead hair as commonly seen in the Afghan Hound and Borzoi, where it is called either "grizzle" or "domino").

**Can have a melanistic mask ( $E^mE^m$ )**

### K Locus (CBD103)

The K Locus **K<sup>B</sup>** allele "overrides" the A Locus, meaning that it prevents the A Locus genotype from affecting coat color. For this reason, the **K<sup>B</sup>** allele is referred to as the "dominant black" allele. As a result, dogs with at least one **K<sup>B</sup>** allele will usually have solid black or brown coats (or red/cream coats if they are **ee** at the E Locus) regardless of their genotype at the A Locus, although several other genes could impact the dog's coat and cause other patterns, such as white spotting. Dogs with the **k<sup>Y</sup>k<sup>Y</sup>** genotype will show a coat color pattern based on the genotype they have at the A Locus. Dogs who test as **K<sup>B</sup>k<sup>Y</sup>** may be brindle rather than black or brown.

**More likely to have a mostly solid black or brown coat ( $K^Bk^Y$ )**

Registration:





“MERC”

MERCURY



DNA Test Report

Test Date: August 25th, 2023

embk.me/mercury101

## TRAITS: COAT COLOR (CONTINUED)

TRAIT RESULT

### Intensity Loci LINKAGE

Areas of a dog's coat where dark (black or brown) pigment is not expressed either contain red/yellow pigment, or no pigment at all. Five locations across five chromosomes explain approximately 70% of red pigmentation "intensity" variation across all dogs. Dogs with a result of **Intense Red Pigmentation** will likely have deep red hair like an Irish Setter or "apricot" hair like some Poodles, dogs with a result of **Intermediate Red Pigmentation** will likely have tan or yellow hair like a Soft-Coated Wheaten Terrier, and dogs with **Dilute Red Pigmentation** will likely have cream or white hair like a Samoyed. Because the mutations we test may not directly cause differences in red pigmentation intensity, we consider this to be a linkage test.

**No impact on coat pattern (Dilute Red Pigmentation)**

### A Locus (ASIP)


The A Locus controls switching between black and red pigment in hair cells, but it will only be expressed in dogs that are not **ee** at the E Locus and are **k<sup>Y</sup>k<sup>Y</sup>** at the K Locus. Sable (also called "Fawn") dogs have a mostly or entirely red coat with some interspersed black hairs. Agouti (also called "Wolf Sable") dogs have red hairs with black tips, mostly on their head and back. Black and tan dogs are mostly black or brown with lighter patches on their cheeks, eyebrows, chest, and legs. Recessive black dogs have solid-colored black or brown coats.

**Not expressed (a<sup>Y</sup>a<sup>Y</sup>)**

### D Locus (MLPH)

The D locus result that we report is determined by two different genetic variants that can work together to cause diluted pigmentation. These are the common **d** allele, also known as "**d1**", and a less common allele known as "**d2**". Dogs with two **d** alleles, regardless of which variant, will have all black pigment lightened ("diluted") to gray, or brown pigment lightened to lighter brown in their hair, skin, and sometimes eyes. There are many breed-specific names for these dilute colors, such as "blue", "charcoal", "fawn", "silver", and "Isabella". Note that in certain breeds, dilute dogs have a higher incidence of Color Dilution Alopecia. Dogs with one **d** allele will not be dilute, but can pass the **d** allele on to their puppies. To view your dog's **d1** and **d2** test results, click the "SEE DETAILS" link in the upper right hand corner of the "Base Coat Color" section of the Traits page, and then click the "VIEW SUBLOCUS RESULTS" link at the bottom of the page.

**Dark areas of hair and skin are lightened (dd)**



“MERC”

MERCURY



DNA Test Report

Test Date: August 25th, 2023

embk.me/mercury101

## TRAITS: COAT COLOR (CONTINUED)

<b>TRAIT</b>	<b>RESULT</b>
--------------	---------------

### Cocoa (HPS3)

Dogs with the **coco** genotype will produce dark brown pigment instead of black in both their hair and skin. Dogs with the **Nco** genotype will produce black pigment, but can pass the **co** allele on to their puppies. Dogs that have the **coco** genotype as well as the **bb** genotype at the B locus are generally a lighter brown than dogs that have the **Bb** or **BB** genotypes at the B locus.

**No co alleles, not expressed (NN)**

### B Locus (TYRP1)

Dogs with two copies of the **b** allele produce brown pigment instead of black in both their hair and skin. Dogs with one copy of the **b** allele will produce black pigment, but can pass the **b** allele on to their puppies. E Locus **ee** dogs that carry two **b** alleles will have red or cream coats, but have brown noses, eye rims, and footpads (sometimes referred to as "Dudley Nose" in Labrador Retrievers). "Liver" or "chocolate" is the preferred color term for brown in most breeds; in the Doberman Pinscher it is referred to as "red".

**Brown hair and skin (bb)**

### Saddle Tan (RALY)

The "Saddle Tan" pattern causes the black hairs to recede into a "saddle" shape on the back, leaving a tan face, legs, and belly, as a dog ages. The Saddle Tan pattern is characteristic of breeds like the Corgi, Beagle, and German Shepherd. Dogs that have the **ll** genotype at this locus are more likely to be mostly black with tan points on the eyebrows, muzzle, and legs as commonly seen in the Doberman Pinscher and the Rottweiler. This gene modifies the A Locus **a<sup>t</sup>** allele, so dogs that do not express **a<sup>t</sup>** are not influenced by this gene.

**Not expressed (NN)**


### S Locus (MITF)

The S Locus determines white spotting and pigment distribution. MITF controls where pigment is produced, and an insertion in the MITF gene causes a loss of pigment in the coat and skin, resulting in white hair and/or pink skin. Dogs with two copies of this variant will likely have breed-dependent white patterning, with a nearly white, parti, or piebald coat. Dogs with one copy of this variant will have more limited white spotting and may be considered flash, parti or piebald. This MITF variant does not explain all white spotting patterns in dogs and other variants are currently being researched. Some dogs may have small amounts of white on the paws, chest, face, or tail regardless of their S Locus genotype.

**Likely to have little to no white in coat (SS)**

Registration:





“MERC”

MERCURY



DNA Test Report

Test Date: August 25th, 2023

embk.me/mercury101

## TRAITS: COAT COLOR (CONTINUED)

TRAIT RESULT

### M Locus (PMEL)

Merle coat patterning is common to several dog breeds including the Australian Shepherd, Catahoula Leopard Dog, and Shetland Sheepdog, among many others. Merle arises from an unstable SINE insertion (which we term the "M\*" allele) that disrupts activity of the pigmentary gene PMEL, leading to mottled or patchy coat color. Dogs with an **M\*m** result are likely to be phenotypically merle or could be "non-expressing" merle, meaning that the merle pattern is very subtle or not at all evident in their coat. Dogs with an **M\*M\*** result are likely to be phenotypically merle or double merle. Dogs with an **mm** result have no merle alleles and are unlikely to have a merle coat pattern.

**No merle alleles (mm)**

Note that Embark does not currently distinguish between the recently described cryptic, atypical, atypical+, classic, and harlequin merle alleles. Our merle test only detects the presence, but not the length of the SINE insertion. We do not recommend making breeding decisions on this result alone. Please pursue further testing for allelic distinction prior to breeding decisions.

### R Locus (USH2A) LINKAGE

The R Locus regulates the presence or absence of the roan coat color pattern. Partial duplication of the USH2A gene is strongly associated with this coat pattern. Dogs with at least one **R** allele will likely have roaning on otherwise uniformly unpigmented white areas. Roan appears in white areas controlled by the S Locus but not in other white or cream areas created by other loci, such as the E Locus with **ee** along with Dilute Red Pigmentation by I Locus (for example, in Samoyeds). Mechanisms for controlling the extent of roaning are currently unknown, and roaning can appear in a uniform or non-uniform pattern. Further, non-uniform roaning may appear as ticked, and not obviously roan. The roan pattern can appear with or without ticking.

**Likely no impact on coat pattern (rr)**

### H Locus (Harlequin)

This pattern is recognized in Great Danes and causes dogs to have a white coat with patches of darker pigment. A dog with an **Hh** result will be harlequin if they are also **M\*m** or **M\*M\*** at the M Locus and are not **ee** at the E locus. Dogs with a result of **hh** will not be harlequin. This trait is thought to be homozygous lethal; a living dog with an **HH** genotype has never been found.

**No harlequin alleles (hh)**



“MERC”

MERCURY



DNA Test Report

Test Date: August 25th, 2023

embk.me/mercury101

## TRAITS: OTHER COAT TRAITS

TRAIT	RESULT
-------	--------

### Furnishings (RSPO2) LINKAGE

Dogs with one or two copies of the **F** allele have “furnishings”: the mustache, beard, and eyebrows characteristic of breeds like the Schnauzer, Scottish Terrier, and Wire Haired Dachshund. A dog with two **I** alleles will not have furnishings, which is sometimes called an “improper coat” in breeds where furnishings are part of the breed standard. The mutation is a genetic insertion which we measure indirectly using a linkage test highly correlated with the insertion.

**Likely unfurnished (no mustache, beard, and/or eyebrows) (II)**

### Coat Length (FGF5)

The FGF5 gene is known to affect hair length in many different species, including cats, dogs, mice, and humans. In dogs, the **T** allele confers a long, silky haircoat as observed in the Yorkshire Terrier and the Long Haired Whippet. The ancestral **G** allele causes a shorter coat as seen in the Boxer or the American Staffordshire Terrier. In certain breeds (such as Corgi), the long haircoat is described as “fluff.”

**Likely short or mid-length coat (GT)**

### Shedding (MC5R)

Dogs with at least one copy of the ancestral **C** allele, like many Labradors and German Shepherd Dogs, are heavy or seasonal shedders, while those with two copies of the **T** allele, including many Boxers, Shih Tzus and Chihuahuas, tend to be lighter shedders. Dogs with furnished/wire-haired coats caused by RSPO2 (the furnishings gene) tend to be low shedders regardless of their genotype at this gene.

**Likely light shedding (TT)**

### Hairlessness (FOXI3) LINKAGE

A duplication in the FOXI3 gene causes hairlessness over most of the body as well as changes in tooth shape and number. This mutation occurs in Peruvian Inca Orchid, Xoloitzcuintli (Mexican Hairless), and Chinese Crested (other hairless breeds have different mutations). Dogs with the **NDup** genotype are likely to be hairless while dogs with the **NN** genotype are likely to have a normal coat. The **DupDup** genotype has never been observed, suggesting that dogs with that genotype cannot survive to birth. Please note that this is a linkage test, so it may not be as predictive as direct tests of the mutation in some lines.

**Very unlikely to be hairless (NN)**


### Hairlessness (SGK3)

Hairlessness in the American Hairless Terrier arises from a mutation in the SGK3 gene. Dogs with the **DD** result are likely to be hairless. Dogs with the **ND** genotype will have a normal coat, but can pass the **D**

**Very unlikely to be hairless (NN)**

Registration:





**"MERC"**

**MERCURY**



DNA Test Report

Test Date: August 25th, 2023

embk.me/mercury101

## TRAITS: OTHER COAT TRAITS (CONTINUED)

TRAIT

RESULT

### Oculocutaneous Albinism Type 2 (SLC45A2) LINKAGE


Dogs with two copies **DD** of this deletion in the SLC45A2 gene have oculocutaneous albinism (OCA), also known as Doberman Z Factor Albinism, a recessive condition characterized by severely reduced or absent pigment in the eyes, skin, and hair. Affected dogs sometimes suffer from vision problems due to lack of eye pigment (which helps direct and absorb ambient light) and are prone to sunburn. Dogs with a single copy of the deletion **ND** will not be affected but can pass the mutation on to their offspring. This particular mutation can be traced back to a single white Doberman Pinscher born in 1976, and it has only been observed in dogs descended from this individual. Please note that this is a linkage test, so it may not be as predictive as direct tests of the mutation in some lines.

**Likely not albino (NN)**

### Coat Texture (KRT71)

Dogs with a long coat and at least one copy of the **T** allele have a wavy or curly coat characteristic of Poodles and Bichon Frises. Dogs with two copies of the ancestral **C** allele are likely to have a straight coat, but there are other factors that can cause a curly coat, for example if they at least one **F** allele for the Furnishings (RSPO2) gene then they are likely to have a curly coat. Dogs with short coats may carry one or two copies of the **T** allele but still have straight coats.

**Likely straight coat (CC)**



“MERC”

MERCURY



DNA Test Report

Test Date: August 25th, 2023

embk.me/mercury101

## TRAITS: OTHER BODY FEATURES

**TRAIT** **RESULT**

### Muzzle Length (BMP3)

Dogs in medium-length muzzle (mesocephalic) breeds like Staffordshire Terriers and Labradors, and long muzzle (dolichocephalic) breeds like Whippet and Collie have one, or more commonly two, copies of the ancestral **C** allele. Dogs in many short-length muzzle (brachycephalic) breeds such as the English Bulldog, Pug, and Pekingese have two copies of the derived **A** allele. At least five different genes affect muzzle length in dogs, with BMP3 being the only one with a known causal mutation. For example, the skull shape of some breeds, including the dolichocephalic Scottish Terrier or the brachycephalic Japanese Chin, appear to be caused by other genes. Thus, dogs may have short or long muzzles due to other genetic factors that are not yet known to science.

**Likely medium or long muzzle (CC)**

### Tail Length (T)


Whereas most dogs have two **C** alleles and a long tail, dogs with one **G** allele are likely to have a bobtail, which is an unusually short or absent tail. This mutation causes natural bobtail in many breeds including the Pembroke Welsh Corgi, the Australian Shepherd, and the Brittany Spaniel. Dogs with **GG** genotypes have not been observed, suggesting that dogs with the **GG** genotype do not survive to birth. Please note that this mutation does not explain every natural bobtail! While certain lineages of Boston Terrier, English Bulldog, Rottweiler, Miniature Schnauzer, Cavalier King Charles Spaniel, and Parson Russell Terrier, and Dobermans are born with a natural bobtail, these breeds do not have this mutation. This suggests that other unknown genetic mutations can also lead to a natural bobtail.

**Likely normal-length tail (CC)**

### Hind Dewclaws (LMBR1)

Common in certain breeds such as the Saint Bernard, hind dewclaws are extra, nonfunctional digits located midway between a dog's paw and hock. Dogs with at least one copy of the **T** allele have about a 50% chance of having hind dewclaws. Note that other (currently unknown to science) mutations can also cause hind dewclaws, so some **CC** or **TC** dogs will have hind dewclaws.

**Unlikely to have hind dew claws (CC)**



**"MERC"**

**MERCURY**



DNA Test Report

Test Date: August 25th, 2023

embk.me/mercury101

## TRAITS: OTHER BODY FEATURES (CONTINUED)

TRAIT

RESULT

### Blue Eye Color (ALX4) LINKAGE


Embark researchers discovered this large duplication associated with blue eyes in Arctic breeds like Siberian Husky as well as tri-colored (non-merle) Australian Shepherds. Dogs with at least one copy of the duplication (**Dup**) are more likely to have at least one blue eye. Some dogs with the duplication may have only one blue eye (complete heterochromia) or may not have blue eyes at all; nevertheless, they can still pass the duplication and the trait to their offspring. **NN** dogs do not carry this duplication, but may have blue eyes due to other factors, such as merle. Please note that this is a linkage test, so it may not be as predictive as direct tests of the mutation in some lines.

**Less likely to have blue eyes (NN)**

### Back Muscling & Bulk, Large Breed (ACSL4)

The **T** allele is associated with heavy muscling along the back and trunk in characteristically "bulky" large-breed dogs including the Saint Bernard, Bernese Mountain Dog, Greater Swiss Mountain Dog, and Rottweiler. The "bulky" **T** allele is absent from leaner shaped large breed dogs like the Great Dane, Irish Wolfhound, and Scottish Deerhound, which are fixed for the ancestral **C** allele. Note that this mutation does not seem to affect muscling in small or even mid-sized dog breeds with notable back muscling, including the American Staffordshire Terrier, Boston Terrier, and the English Bulldog.

**Likely heavy muscling (TT)**



**"MERC"**  
**MERCURY**



DNA Test Report

Test Date: August 25th, 2023


[embk.me/mercury101](https://embk.me/mercury101)

## TRAITS: BODY SIZE

TRAIT	RESULT
<b>Body Size (IGF1)</b> The I allele is associated with smaller body size.	<b>Larger (NN)</b>
<b>Body Size (IGFR1)</b> The A allele is associated with smaller body size.	<b>Larger (GG)</b>
<b>Body Size (STC2)</b> The A allele is associated with smaller body size.	<b>Larger (TT)</b>
<b>Body Size (GHR - E191K)</b> The A allele is associated with smaller body size.	<b>Larger (GG)</b>
<b>Body Size (GHR - P177L)</b> The T allele is associated with smaller body size.	<b>Larger (CC)</b>

Registration:





“MERC”

MERCURY



DNA Test Report

Test Date: August 25th, 2023

embk.me/mercury101

## TRAITS: PERFORMANCE

TRAIT

RESULT

### Altitude Adaptation (EPAS1)

This mutation causes dogs to be especially tolerant of low oxygen environments (hypoxia), such as those found at high elevations. Dogs with at least one **A** allele are less susceptible to "altitude sickness." This mutation was originally identified in breeds from high altitude areas such as the Tibetan Mastiff.

**Normal altitude tolerance (GG)**

### Appetite (POMC) LINKAGE

This mutation in the POMC gene is found primarily in Labrador and Flat Coated Retrievers. Compared to dogs with no copies of the mutation (**NN**), dogs with one (**ND**) or two (**DD**) copies of the mutation are more likely to have high food motivation, which can cause them to eat excessively, have higher body fat percentage, and be more prone to obesity. Read more about the genetics of POMC, and learn how you can contribute to research, in our blog post (<https://embarkvet.com/resources/blog/pomc-dogs/>). We measure this result using a linkage test.

**Normal food motivation (NN)**

Registration:





**"MERC"**

**MERCURY**



DNA Test Report

Test Date: August 25th, 2023

[embk.me/mercury101](https://embk.me/mercury101)

## HEALTH REPORT

### How to interpret Merc's genetic health results:

If Merc inherited any of the variants that we tested, they will be listed at the top of the Health Report section, along with a description of how to interpret this result. We also include all of the variants that we tested Merc for that we did not detect the risk variant for.

### A genetic test is not a diagnosis

This genetic test does not diagnose a disease. Please talk to your vet about your dog's genetic results, or if you think that your pet may have a health condition or disease.


### Summary

Merc is not at increased risk for the genetic health conditions that Embark tests.

### Clear results

**Breed-relevant** (2)

**Other** (253)



**"MERC"**

**MERCURY**



DNA Test Report

Test Date: August 25th, 2023

[embk.me/mercury101](https://embk.me/mercury101)


## BREED-RELEVANT RESULTS

Research studies indicate that these results are more relevant to dogs like Merc, and may influence her chances of developing certain health conditions.

- |  |       |
|--|-------|
| <input checked="" type="checkbox"/> Canine Multifocal Retinopathy, cmr1 (BEST1 Exon 2) | Clear |
| <input checked="" type="checkbox"/> Urate Kidney & Bladder Stones (SLC2A9)             | Clear |

Registration: American Rare Breed Association  
(ARBA) 20-20239069





**"MERC"**

**MERCURY**



DNA Test Report


Test Date: August 25th, 2023

[embk.me/mercury101](https://embk.me/mercury101)

## OTHER RESULTS

Research has not yet linked these conditions to dogs with similar breeds to Merc. Review any increased risk or notable results to understand her potential risk and recommendations.

<input checked="" type="checkbox"/> 2-DHA Kidney & Bladder Stones (APRT)	Clear
<input checked="" type="checkbox"/> Acral Mutilation Syndrome (GDNF-AS, Spaniel and Pointer Variant)	Clear
<input checked="" type="checkbox"/> Alaskan Husky Encephalopathy (SLC19A3)	Clear
<input checked="" type="checkbox"/> Alaskan Malamute Polyneuropathy, AMPN (NDRG1 SNP)	Clear
<input checked="" type="checkbox"/> Alexander Disease (GFAP)	Clear
<input checked="" type="checkbox"/> ALT Activity (GPT)	Clear
<input checked="" type="checkbox"/> Anhidrotic Ectodermal Dysplasia (EDA Intron 8)	Clear
<input checked="" type="checkbox"/> Autosomal Dominant Progressive Retinal Atrophy (RHO)	Clear
<input checked="" type="checkbox"/> Bald Thigh Syndrome (IGFBP5)	Clear
<input checked="" type="checkbox"/> Bernard-Soulier Syndrome, BSS (GP9, Cocker Spaniel Variant)	Clear
<input checked="" type="checkbox"/> Bully Whippet Syndrome (MSTN)	Clear
<input checked="" type="checkbox"/> Canine Elliptocytosis (SPTB Exon 30)	Clear
<input checked="" type="checkbox"/> Canine Fucosidosis (FUCA1)	Clear
<input checked="" type="checkbox"/> Canine Leukocyte Adhesion Deficiency Type I, CLAD I (ITGB2, Setter Variant)	Clear
<input checked="" type="checkbox"/> Canine Leukocyte Adhesion Deficiency Type III, CLAD III (FERMT3, German Shepherd Variant)	Clear
<input checked="" type="checkbox"/> Canine Multifocal Retinopathy, cmr2 (BEST1 Exon 5, Coton de Tulear Variant)	Clear
<input checked="" type="checkbox"/> Canine Multifocal Retinopathy, cmr3 (BEST1 Exon 10 Deletion, Finnish and Swedish Lapphund, Lapponian Herder Variant)	Clear
<input checked="" type="checkbox"/> Canine Multiple System Degeneration (SERAC1 Exon 4, Chinese Crested Variant)	Clear



**"MERC"**

**MERCURY**



DNA Test Report

Test Date: August 25th, 2023


[embk.me/mercury101](https://embk.me/mercury101)

## OTHER RESULTS

- ✔ Canine Multiple System Degeneration (SERAC1 Exon 15, Kerry Blue Terrier Variant) Clear
- ✔ Cardiomyopathy and Juvenile Mortality (YARS2) Clear
- ✔ Centronuclear Myopathy, CNM (PTPLA) Clear
- ✔ Cerebellar Hypoplasia (VLDLR, Eurasier Variant) Clear
- ✔ Chondrodystrophy (ITGA10, Norwegian Elkhound and Karelian Bear Dog Variant) Clear
- ✔ Cleft Lip and/or Cleft Palate (ADAMTS20, Nova Scotia Duck Tolling Retriever Variant) Clear
- ✔ Cleft Palate, CP1 (DLX6 intron 2, Nova Scotia Duck Tolling Retriever Variant) Clear
- ✔ Cobalamin Malabsorption (CUBN Exon 8, Beagle Variant) Clear
- ✔ Cobalamin Malabsorption (CUBN Exon 53, Border Collie Variant) Clear
- ✔ Collie Eye Anomaly (NHEJ1) Clear
- ✔ Complement 3 Deficiency, C3 Deficiency (C3) Clear
- ✔ Congenital Cornification Disorder (NSDHL, Chihuahua Variant) Clear
- ✔ Congenital Hypothyroidism (TPO, Rat, Toy, Hairless Terrier Variant) Clear
- ✔ Congenital Hypothyroidism (TPO, Tenterfield Terrier Variant) Clear
- ✔ Congenital Hypothyroidism with Goiter (TPO Intron 13, French Bulldog Variant) Clear
- ✔ Congenital Hypothyroidism with Goiter (SLC5A5, Shih Tzu Variant) Clear
- ✔ Congenital Macrothrombocytopenia (TUBB1 Exon 1, Cairn and Norfolk Terrier Variant) Clear
- ✔ Congenital Myasthenic Syndrome, CMS (COLQ, Labrador Retriever Variant) Clear

Registration: American Rare Breed Association  
(ARBA) 20-20239069





**"MERC"**

**MERCURY**



DNA Test Report

Test Date: August 25th, 2023


[embk.me/mercury101](https://embk.me/mercury101)

## OTHER RESULTS

- ✓ Congenital Myasthenic Syndrome, CMS (COLQ, Golden Retriever Variant) Clear
- ✓ Congenital Myasthenic Syndrome, CMS (CHAT, Old Danish Pointing Dog Variant) Clear
- ✓ Congenital Myasthenic Syndrome, CMS (CHRNE, Jack Russell Terrier Variant) Clear
- ✓ Congenital Stationary Night Blindness (LRIT3, Beagle Variant) Clear
- ✓ Congenital Stationary Night Blindness (RPE65, Briard Variant) Clear
- ✓ Craniomandibular Osteopathy, CMO (SLC37A2) Clear
- ✓ Craniomandibular Osteopathy, CMO (SLC37A2 Intron 16, Basset Hound Variant) Clear
- ✓ Cystinuria Type I-A (SLC3A1, Newfoundland Variant) Clear
- ✓ Cystinuria Type II-A (SLC3A1, Australian Cattle Dog Variant) Clear
- ✓ Cystinuria Type II-B (SLC7A9, Miniature Pinscher Variant) Clear
- ✓ Day Blindness (CNGB3 Deletion, Alaskan Malamute Variant) Clear
- ✓ Day Blindness (CNGA3 Exon 7, German Shepherd Variant) Clear
- ✓ Day Blindness (CNGA3 Exon 7, Labrador Retriever Variant) Clear
- ✓ Day Blindness (CNGB3 Exon 6, German Shorthaired Pointer Variant) Clear
- ✓ Deafness and Vestibular Syndrome of Dobermans, DVDob, DINGS (MYO7A) Clear
- ✓ Degenerative Myelopathy, DM (SOD1A) Clear
- ✓ Demyelinating Polyneuropathy (SBF2/MTRM13) Clear
- ✓ Dental-Skeletal-Retinal Anomaly (MIA3, Cane Corso Variant) Clear

Registration: American Rare Breed Association  
(ARBA) 20-20239069





**"MERC"**

**MERCURY**



DNA Test Report

Test Date: August 25th, 2023


[embk.me/mercury101](https://embk.me/mercury101)

## OTHER RESULTS

- ✓ Diffuse Cystic Renal Dysplasia and Hepatic Fibrosis (INPP5E Intron 9, Norwich Terrier Variant) Clear
- ✓ Dilated Cardiomyopathy, DCM (RBM20, Schnauzer Variant) Clear
- ✓ Dilated Cardiomyopathy, DCM1 (PDK4, Doberman Pinscher Variant 1) Clear
- ✓ Dilated Cardiomyopathy, DCM2 (TTN, Doberman Pinscher Variant 2) Clear
- ✓ Disproportionate Dwarfism (PRKG2, Dogo Argentino Variant) Clear
- ✓ Dry Eye Curly Coat Syndrome (FAM83H Exon 5) Clear
- ✓ Dystrophic Epidermolysis Bullosa (COL7A1, Central Asian Shepherd Dog Variant) Clear
- ✓ Dystrophic Epidermolysis Bullosa (COL7A1, Golden Retriever Variant) Clear
- ✓ Early Bilateral Deafness (LOXHD1 Exon 38, Rottweiler Variant) Clear
- ✓ Early Onset Adult Deafness, EOAD (EPS8L2 Deletion, Rhodesian Ridgeback Variant) Clear
- ✓ Early Onset Cerebellar Ataxia (SEL1L, Finnish Hound Variant) Clear
- ✓ Ehlers Danlos (ADAMTS2, Doberman Pinscher Variant) Clear
- ✓ Enamel Hypoplasia (ENAM Deletion, Italian Greyhound Variant) Clear
- ✓ Enamel Hypoplasia (ENAM SNP, Parson Russell Terrier Variant) Clear
- ✓ Episodic Falling Syndrome (BCAN) Clear
- ✓ Exercise-Induced Collapse, EIC (DNM1) Clear
- ✓ Factor VII Deficiency (F7 Exon 5) Clear
- ✓ Factor XI Deficiency (F11 Exon 7, Kerry Blue Terrier Variant) Clear

Registration: American Rare Breed Association  
(ARBA) 20-20239069





**"MERC"**

**MERCURY**




DNA Test Report

Test Date: August 25th, 2023

[embk.me/mercury101](https://embk.me/mercury101)

## OTHER RESULTS

- |  |       |
|--|-------|
| ✔ Familial Nephropathy (COL4A4 Exon 3, Cocker Spaniel Variant)   | Clear |
| ✔ Familial Nephropathy (COL4A4 Exon 30, English Springer Spaniel Variant)  | Clear |
| ✔ Fanconi Syndrome (FAN1, Basenji Variant)   | Clear |
| ✔ Fetal-Onset Neonatal Neuroaxonal Dystrophy (MFN2, Giant Schnauzer Variant)   | Clear |
| ✔ Glanzmann's Thrombasthenia Type I (ITGA2B Exon 13, Great Pyrenees Variant)   | Clear |
| ✔ Glanzmann's Thrombasthenia Type I (ITGA2B Exon 12, Otterhound Variant)   | Clear |
| ✔ Globoid Cell Leukodystrophy, Krabbe disease (GALC Exon 5, Terrier Variant)   | Clear |
| ✔ Glycogen Storage Disease Type IA, Von Gierke Disease, GSD IA (G6PC, Maltese Variant)   | Clear |
| ✔ Glycogen Storage Disease Type IIIA, GSD IIIA (AGL, Curly Coated Retriever Variant)   | Clear |
| ✔ Glycogen storage disease Type VII, Phosphofructokinase Deficiency, PFK Deficiency (PFKM, Whippet and English Springer Spaniel Variant) | Clear |
| ✔ Glycogen storage disease Type VII, Phosphofructokinase Deficiency, PFK Deficiency (PFKM, Wachtelhund Variant)                          | Clear |
| ✔ GM1 Gangliosidosis (GLB1 Exon 2, Portuguese Water Dog Variant)   | Clear |
| ✔ GM1 Gangliosidosis (GLB1 Exon 15, Shiba Inu Variant)   | Clear |
| ✔ GM1 Gangliosidosis (GLB1 Exon 15, Alaskan Husky Variant)   | Clear |
| ✔ GM2 Gangliosidosis (HEXA, Japanese Chin Variant)   | Clear |
| ✔ GM2 Gangliosidosis (HEXB, Poodle Variant)  | Clear |
| ✔ Golden Retriever Progressive Retinal Atrophy 1, GR-PRA1 (SLC4A3)   | Clear |
| ✔ Golden Retriever Progressive Retinal Atrophy 2, GR-PRA2 (TTC8)   | Clear |



**"MERC"**

**MERCURY**



DNA Test Report

Test Date: August 25th, 2023


[embk.me/mercury101](https://embk.me/mercury101)

## OTHER RESULTS

- |  |       |
|--|-------|
| <input checked="" type="checkbox"/> Goniodysgenesis and Glaucoma, Pectinate Ligament Dysplasia, PLD (OLFM3)                            | Clear |
| <input checked="" type="checkbox"/> Hemophilia A (F8 Exon 11, German Shepherd Variant 1)   | Clear |
| <input checked="" type="checkbox"/> Hemophilia A (F8 Exon 1, German Shepherd Variant 2)  | Clear |
| <input checked="" type="checkbox"/> Hemophilia A (F8 Exon 10, Boxer Variant)   | Clear |
| <input checked="" type="checkbox"/> Hemophilia B (F9 Exon 7, Terrier Variant)  | Clear |
| <input checked="" type="checkbox"/> Hemophilia B (F9 Exon 7, Rhodesian Ridgeback Variant)  | Clear |
| <input checked="" type="checkbox"/> Hereditary Ataxia, Cerebellar Degeneration (RAB24, Old English Sheepdog and Gordon Setter Variant) | Clear |
| <input checked="" type="checkbox"/> Hereditary Cataracts (HSF4 Exon 9, Australian Shepherd Variant)                                    | Clear |
| <input checked="" type="checkbox"/> Hereditary Footpad Hyperkeratosis (FAM83G, Terrier and Kromfohrlander Variant)                     | Clear |
| <input checked="" type="checkbox"/> Hereditary Footpad Hyperkeratosis (DSG1, Rottweiler Variant)                                       | Clear |
| <input checked="" type="checkbox"/> Hereditary Nasal Parakeratosis (SUV39H2 Intron 4, Greyhound Variant)                               | Clear |
| <input checked="" type="checkbox"/> Hereditary Nasal Parakeratosis, HNPk (SUV39H2)   | Clear |
| <input checked="" type="checkbox"/> Hereditary Vitamin D-Resistant Rickets (VDR)   | Clear |
| <input checked="" type="checkbox"/> Hypocatalasia, Acatlasemia (CAT)   | Clear |
| <input checked="" type="checkbox"/> Hypomyelination and Tremors (FNIP2, Weimaraner Variant)  | Clear |
| <input checked="" type="checkbox"/> Hypophosphatasia (ALPL Exon 9, Karelian Bear Dog Variant)  | Clear |
| <input checked="" type="checkbox"/> Ichthyosis (NIPAL4, American Bulldog Variant)  | Clear |
| <input checked="" type="checkbox"/> Ichthyosis (ASPRV1 Exon 2, German Shepherd Variant)  | Clear |

Registration: American Rare Breed Association  
(ARBA) 20-20239069





**"MERC"**

**MERCURY**



DNA Test Report

Test Date: August 25th, 2023


[embk.me/mercury101](https://embk.me/mercury101)

## OTHER RESULTS

<input checked="" type="checkbox"/> Ichthyosis (SLC27A4, Great Dane Variant)	Clear
<input checked="" type="checkbox"/> Ichthyosis, Epidermolytic Hyperkeratosis (KRT10, Terrier Variant)	Clear
<input checked="" type="checkbox"/> Ichthyosis, ICH1 (PNPLA1, Golden Retriever Variant)	Clear
<input checked="" type="checkbox"/> Inflammatory Myopathy (SLC25A12)	Clear
<input checked="" type="checkbox"/> Inherited Myopathy of Great Danes (BIN1)	Clear
<input checked="" type="checkbox"/> Inherited Selected Cobalamin Malabsorption with Proteinuria (CUBN, Komondor Variant)	Clear
<input checked="" type="checkbox"/> Intervertebral Disc Disease (Type I) (FGF4 retrogene - CFA12)	Clear
<input checked="" type="checkbox"/> Intestinal Lipid Malabsorption (ACSL5, Australian Kelpie)	Clear
<input checked="" type="checkbox"/> Junctional Epidermolysis Bullosa (LAMA3 Exon 66, Australian Cattle Dog Variant)	Clear
<input checked="" type="checkbox"/> Junctional Epidermolysis Bullosa (LAMB3 Exon 11, Australian Shepherd Variant)	Clear
<input checked="" type="checkbox"/> Juvenile Epilepsy (LGI2)	Clear
<input checked="" type="checkbox"/> Juvenile Laryngeal Paralysis and Polyneuropathy (RAB3GAP1, Rottweiler Variant)	Clear
<input checked="" type="checkbox"/> Juvenile Myoclonic Epilepsy (DIRAS1)	Clear
<input checked="" type="checkbox"/> L-2-Hydroxyglutaricaciduria, L2HGA (L2HGDH, Staffordshire Bull Terrier Variant)	Clear
<input checked="" type="checkbox"/> Lagotto Storage Disease (ATG4D)	Clear
<input checked="" type="checkbox"/> Laryngeal Paralysis (RAPGEF6, Miniature Bull Terrier Variant)	Clear
<input checked="" type="checkbox"/> Late Onset Spinocerebellar Ataxia (CAPN1)	Clear
<input checked="" type="checkbox"/> Late-Onset Neuronal Ceroid Lipofuscinosis, NCL 12 (ATP13A2, Australian Cattle Dog Variant)	Clear

Registration: American Rare Breed Association  
(ARBA) 20-20239069





**"MERC"**

**MERCURY**



DNA Test Report

Test Date: August 25th, 2023

[embk.me/mercury101](https://embk.me/mercury101)

## OTHER RESULTS

✓ Leonberger Polyneuropathy 1 (LPN1, ARHGEF10)	Clear
✓ Leonberger Polyneuropathy 2 (GJA9)	Clear
✓ Lethal Acrodermatitis, LAD (MKLN1)	Clear
✓ Leukodystrophy (TSEN54 Exon 5, Standard Schnauzer Variant)	Clear
✓ Ligneous Membranitis, LM (PLG)	Clear
✓ Limb Girdle Muscular Dystrophy (SGCD, Boston Terrier Variant)	Clear
✓ Limb-Girdle Muscular Dystrophy 2D (SGCA Exon 3, Miniature Dachshund Variant)	Clear
✓ Long QT Syndrome (KCNQ1)	Clear
✓ Lundehund Syndrome (LEPREL1)	Clear
✓ Macular Corneal Dystrophy, MCD (CHST6)	Clear
✓ Malignant Hyperthermia (RYR1)	Clear
✓ May-Hegglin Anomaly (MYH9)	Clear
✓ Methemoglobinemia (CYB5R3, Pit Bull Terrier Variant)	Clear
✓ Methemoglobinemia (CYB5R3)	Clear
✓ Microphthalmia (RBP4 Exon 2, Soft Coated Wheaten Terrier Variant)	Clear
✓ Mucopolysaccharidosis IIIB, Sanfilippo Syndrome Type B, MPS IIIB (NAGLU, Schipperke Variant)	Clear
✓ Mucopolysaccharidosis Type IIIA, Sanfilippo Syndrome Type A, MPS IIIA (SGSH Exon 6, Dachshund Variant)	Clear
✓ Mucopolysaccharidosis Type IIIA, Sanfilippo Syndrome Type A, MPS IIIA (SGSH Exon 6, New Zealand Huntaway Variant)	Clear



**"MERC"**

**MERCURY**



DNA Test Report

Test Date: August 25th, 2023


[embk.me/mercury101](https://embk.me/mercury101)

## OTHER RESULTS

- ✓ Mucopolysaccharidosis Type VI, Maroteaux-Lamy Syndrome, MPS VI (ARSB Exon 5, Miniature Pinscher Variant) Clear
- ✓ Mucopolysaccharidosis Type VII, Sly Syndrome, MPS VII (GUSB Exon 3, German Shepherd Variant) Clear
- ✓ Mucopolysaccharidosis Type VII, Sly Syndrome, MPS VII (GUSB Exon 5, Terrier Brasileiro Variant) Clear
- ✓ Multiple Drug Sensitivity (ABCB1) Clear
- ✓ Muscular Dystrophy (DMD, Cavalier King Charles Spaniel Variant 1) Clear
- ✓ Muscular Dystrophy (DMD, Golden Retriever Variant) Clear
- ✓ Musladin-Lueke Syndrome, MLS (ADAMTSL2) Clear
- ✓ Myasthenia Gravis-Like Syndrome (CHRNE, Heideterrier Variant) Clear
- ✓ Myotonia Congenita (CLCN1 Exon 23, Australian Cattle Dog Variant) Clear
- ✓ Myotonia Congenita (CLCN1 Exon 7, Miniature Schnauzer Variant) Clear
- ✓ Narcolepsy (HCRTR2 Exon 1, Dachshund Variant) Clear
- ✓ Narcolepsy (HCRTR2 Intron 4, Doberman Pinscher Variant) Clear
- ✓ Narcolepsy (HCRTR2 Intron 6, Labrador Retriever Variant) Clear
- ✓ Nemaline Myopathy (NEB, American Bulldog Variant) Clear
- ✓ Neonatal Cerebellar Cortical Degeneration (SPTBN2, Beagle Variant) Clear
- ✓ Neonatal Encephalopathy with Seizures, NEWS (ATF2) Clear
- ✓ Neonatal Interstitial Lung Disease (LAMP3) Clear
- ✓ Neuroaxonal Dystrophy, NAD (VPS11, Rottweiler Variant) Clear

Registration: American Rare Breed Association  
(ARBA) 20-20239069





**"MERC"**

**MERCURY**



DNA Test Report

Test Date: August 25th, 2023


[embk.me/mercury101](https://embk.me/mercury101)

## OTHER RESULTS

<input checked="" type="checkbox"/> Neuroaxonal Dystrophy, NAD (TECPR2, Spanish Water Dog Variant)	Clear
<input checked="" type="checkbox"/> Neuronal Ceroid Lipofuscinosis 1, NCL 1 (PPT1 Exon 8, Dachshund Variant 1)	Clear
<input checked="" type="checkbox"/> Neuronal Ceroid Lipofuscinosis 10, NCL 10 (CTSD Exon 5, American Bulldog Variant)	Clear
<input checked="" type="checkbox"/> Neuronal Ceroid Lipofuscinosis 2, NCL 2 (TPP1 Exon 4, Dachshund Variant 2)	Clear
<input checked="" type="checkbox"/> Neuronal Ceroid Lipofuscinosis 5, NCL 5 (CLN5 Exon 4 SNP, Border Collie Variant)	Clear
<input checked="" type="checkbox"/> Neuronal Ceroid Lipofuscinosis 5, NCL 5 (CLN5 Exon 4 Deletion, Golden Retriever Variant)	Clear
<input checked="" type="checkbox"/> Neuronal Ceroid Lipofuscinosis 6, NCL 6 (CLN6 Exon 7, Australian Shepherd Variant)	Clear
<input checked="" type="checkbox"/> Neuronal Ceroid Lipofuscinosis 7, NCL 7 (MFSD8, Chihuahua and Chinese Crested Variant)	Clear
<input checked="" type="checkbox"/> Neuronal Ceroid Lipofuscinosis 8, NCL 8 (CLN8, Australian Shepherd Variant)	Clear
<input checked="" type="checkbox"/> Neuronal Ceroid Lipofuscinosis 8, NCL 8 (CLN8 Exon 2, English Setter Variant)	Clear
<input checked="" type="checkbox"/> Neuronal Ceroid Lipofuscinosis 8, NCL 8 (CLN8 Insertion, Saluki Variant)	Clear
<input checked="" type="checkbox"/> Neuronal Ceroid Lipofuscinosis, Cerebellar Ataxia, NCL4A (ARSG Exon 2, American Staffordshire Terrier Variant)	Clear
<input checked="" type="checkbox"/> Oculocutaneous Albinism, OCA (SLC45A2 Exon 6, Bullmastiff Variant)	Clear
<input checked="" type="checkbox"/> Oculocutaneous Albinism, OCA (SLC45A2, Small Breed Variant)	Clear
<input checked="" type="checkbox"/> Oculoskeletal Dysplasia 2 (COL9A2, Samoyed Variant)	Clear
<input checked="" type="checkbox"/> Osteochondrodysplasia (SLC13A1, Poodle Variant)	Clear
<input checked="" type="checkbox"/> Osteogenesis Imperfecta (COL1A2, Beagle Variant)	Clear
<input checked="" type="checkbox"/> Osteogenesis Imperfecta (SERPINH1, Dachshund Variant)	Clear

Registration: American Rare Breed Association  
(ARBA) 20-20239069





**"MERC"**

**MERCURY**



DNA Test Report

Test Date: August 25th, 2023


[embk.me/mercury101](https://embk.me/mercury101)

## OTHER RESULTS

<input checked="" type="checkbox"/> Osteogenesis Imperfecta (COL1A1, Golden Retriever Variant)	Clear
<input checked="" type="checkbox"/> P2Y12 Receptor Platelet Disorder (P2Y12)	Clear
<input checked="" type="checkbox"/> Pachyonychia Congenita (KRT16, Dogue de Bordeaux Variant)	Clear
<input checked="" type="checkbox"/> Paroxysmal Dyskinesia, PxD (PIGN)	Clear
<input checked="" type="checkbox"/> Persistent Mullerian Duct Syndrome, PMDS (AMHR2)	Clear
<input checked="" type="checkbox"/> Pituitary Dwarfism (POU1F1 Intron 4, Karelian Bear Dog Variant)	Clear
<input checked="" type="checkbox"/> Platelet Factor X Receptor Deficiency, Scott Syndrome (TMEM16F)	Clear
<input checked="" type="checkbox"/> Polycystic Kidney Disease, PKD (PKD1)	Clear
<input checked="" type="checkbox"/> Pompe's Disease (GAA, Finnish and Swedish Lapphund, Lapponian Herder Variant)	Clear
<input checked="" type="checkbox"/> Prekallikrein Deficiency (KLKB1 Exon 8)	Clear
<input checked="" type="checkbox"/> Primary Ciliary Dyskinesia, PCD (NME5, Alaskan Malamute Variant)	Clear
<input checked="" type="checkbox"/> Primary Ciliary Dyskinesia, PCD (CCDC39 Exon 3, Old English Sheepdog Variant)	Clear
<input checked="" type="checkbox"/> Primary Hyperoxaluria (AGXT)	Clear
<input checked="" type="checkbox"/> Primary Lens Luxation (ADAMTS17)	Clear
<input checked="" type="checkbox"/> Primary Open Angle Glaucoma (ADAMTS17 Exon 11, Basset Fauve de Bretagne Variant)	Clear
<input checked="" type="checkbox"/> Primary Open Angle Glaucoma (ADAMTS10 Exon 17, Beagle Variant)	Clear
<input checked="" type="checkbox"/> Primary Open Angle Glaucoma (ADAMTS10 Exon 9, Norwegian Elkhound Variant)	Clear
<input checked="" type="checkbox"/> Primary Open Angle Glaucoma and Primary Lens Luxation (ADAMTS17 Exon 2, Chinese Shar-Pei Variant)	Clear

Registration: American Rare Breed Association  
(ARBA) 20-20239069





**"MERC"**

**MERCURY**



DNA Test Report

Test Date: August 25th, 2023


[embk.me/mercury101](https://embk.me/mercury101)

## OTHER RESULTS

Progressive Retinal Atrophy (SAG)	Clear
Progressive Retinal Atrophy (IFT122 Exon 26, Lapponian Herder Variant)	Clear
Progressive Retinal Atrophy, Bardet-Biedl Syndrome (BBS2 Exon 11, Shetland Sheepdog Variant)	Clear
Progressive Retinal Atrophy, CNGA (CNGA1 Exon 9)	Clear
Progressive Retinal Atrophy, crd1 (PDE6B, American Staffordshire Terrier Variant)	Clear
Progressive Retinal Atrophy, crd4/cord1 (RPGRIP1)	Clear
Progressive Retinal Atrophy, PRA1 (CNGB1)	Clear
Progressive Retinal Atrophy, PRA3 (FAM161A)	Clear
Progressive Retinal Atrophy, prcd (PRCD Exon 1)	Clear
Progressive Retinal Atrophy, rcd1 (PDE6B Exon 21, Irish Setter Variant)	Clear
Progressive Retinal Atrophy, rcd3 (PDE6A)	Clear
Proportionate Dwarfism (GH1 Exon 5, Chihuahua Variant)	Clear
Protein Losing Nephropathy, PLN (NPHS1)	Clear
Pyruvate Dehydrogenase Deficiency (PDP1, Spaniel Variant)	Clear
Pyruvate Kinase Deficiency (PKLR Exon 5, Basenji Variant)	Clear
Pyruvate Kinase Deficiency (PKLR Exon 7, Beagle Variant)	Clear
Pyruvate Kinase Deficiency (PKLR Exon 10, Terrier Variant)	Clear
Pyruvate Kinase Deficiency (PKLR Exon 7, Labrador Retriever Variant)	Clear

Registration: American Rare Breed Association  
(ARBA) 20-20239069





**"MERC"**

**MERCURY**



DNA Test Report

Test Date: August 25th, 2023


[embk.me/mercury101](https://embk.me/mercury101)

## OTHER RESULTS

- |  |       |
|--|-------|
| ✔ Pyruvate Kinase Deficiency (PKLR Exon 7, Pug Variant)                                  | Clear |
| ✔ Raine Syndrome (FAM20C)  | Clear |
| ✔ Recurrent Inflammatory Pulmonary Disease, RIPD (AKNA, Rough Collie Variant)            | Clear |
| ✔ Renal Cystadenocarcinoma and Nodular Dermatofibrosis (FLCN Exon 7)                     | Clear |
| ✔ Retina Dysplasia and/or Optic Nerve Hypoplasia (SIX6 Exon 1, Golden Retriever Variant) | Clear |
| ✔ Sensory Neuropathy (FAM134B, Border Collie Variant)                                    | Clear |
| ✔ Severe Combined Immunodeficiency, SCID (PRKDC, Terrier Variant)                        | Clear |
| ✔ Severe Combined Immunodeficiency, SCID (RAG1, Wetterhoun Variant)                      | Clear |
| ✔ Shaking Puppy Syndrome (PLP1, English Springer Spaniel Variant)                        | Clear |
| ✔ Shar-Pei Autoinflammatory Disease, SPAID, Shar-Pei Fever (MTBP)                        | Clear |
| ✔ Skeletal Dysplasia 2, SD2 (COL11A2, Labrador Retriever Variant)                        | Clear |
| ✔ Skin Fragility Syndrome (PKP1, Chesapeake Bay Retriever Variant)                       | Clear |
| ✔ Spinocerebellar Ataxia (SCN8A, Alpine Dachsbracke Variant)                             | Clear |
| ✔ Spinocerebellar Ataxia with Myokymia and/or Seizures (KCNJ10)                          | Clear |
| ✔ Spongy Degeneration with Cerebellar Ataxia 1 (KCNJ10)                                  | Clear |
| ✔ Spongy Degeneration with Cerebellar Ataxia 2 (ATP1B2)                                  | Clear |
| ✔ Stargardt Disease (ABCA4 Exon 28, Labrador Retriever Variant)                          | Clear |
| ✔ Succinic Semialdehyde Dehydrogenase Deficiency (ALDH5A1 Exon 7, Saluki Variant)        | Clear |

Registration: American Rare Breed Association  
(ARBA) 20-20239069





**"MERC"**

**MERCURY**



DNA Test Report

Test Date: August 25th, 2023

[embk.me/mercury101](https://embk.me/mercury101)

## OTHER RESULTS

- ✓ Thrombopathia (RASGRP1 Exon 5, American Eskimo Dog Variant) [Clear](#)
- ✓ Thrombopathia (RASGRP1 Exon 5, Basset Hound Variant) [Clear](#)
- ✓ Thrombopathia (RASGRP1 Exon 8, Landseer Variant) [Clear](#)
- ✓ Trapped Neutrophil Syndrome, TNS (VPS13B) [Clear](#)
- ✓ Ullrich-like Congenital Muscular Dystrophy (COL6A3 Exon 10, Labrador Retriever Variant) [Clear](#)
- ✓ Ullrich-like Congenital Muscular Dystrophy (COL6A1 Exon 3, Landseer Variant) [Clear](#)
- ✓ Unilateral Deafness and Vestibular Syndrome (PTPRQ Exon 39, Doberman Pinscher) [Clear](#)
- ✓ Von Willebrand Disease Type I, Type I vWD (VWF) [Clear](#)
- ✓ Von Willebrand Disease Type II, Type II vWD (VWF, Pointer Variant) [Clear](#)
- ✓ Von Willebrand Disease Type III, Type III vWD (VWF Exon 4, Terrier Variant) [Clear](#)
- ✓ Von Willebrand Disease Type III, Type III vWD (VWF Intron 16, Nederlandse Kooikerhondje Variant) [Clear](#)
- ✓ Von Willebrand Disease Type III, Type III vWD (VWF Exon 7, Shetland Sheepdog Variant) [Clear](#)
- ✓ X-Linked Hereditary Nephropathy, XLHN (COL4A5 Exon 35, Samoyed Variant 2) [Clear](#)
- ✓ X-Linked Myotubular Myopathy (MTM1, Labrador Retriever Variant) [Clear](#)
- ✓ X-Linked Progressive Retinal Atrophy 1, XL-PRA1 (RPGR) [Clear](#)
- ✓ X-linked Severe Combined Immunodeficiency, X-SCID (IL2RG Exon 1, Basset Hound Variant) [Clear](#)
- ✓ X-linked Severe Combined Immunodeficiency, X-SCID (IL2RG, Corgi Variant) [Clear](#)
- ✓ Xanthine Urolithiasis (XDH, Mixed Breed Variant) [Clear](#)

Registration: American Rare Breed Association  
(ARBA) 20-20239069





**"MERC"**

**MERCURY**



DNA Test Report

Test Date: August 25th, 2023

[embk.me/mercury101](https://embk.me/mercury101)

## OTHER RESULTS

$\beta$ -Mannosidosis (MANBA Exon 16, Mixed-Breed Variant)

Clear

Registration: American Rare Breed Association  
(ARBA) 20-20239069





**"MERC"**  
**MERCURY**



DNA Test Report

Test Date: August 25th, 2023

embk.me/mercury101

## INBREEDING AND DIVERSITY

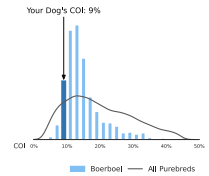
### CATEGORY

### RESULT

#### Coefficient Of Inbreeding

Our genetic COI measures the proportion of your dog's genome where the genes on the mother's side are identical by descent to those on the father's side.

9%

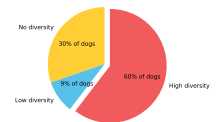


#### MHC Class II - DLA DRB1

A Dog Leukocyte Antigen (DLA) gene, DRB1 encodes a major histocompatibility complex (MHC) protein involved in the immune response. Some studies have shown associations between certain DRB1 haplotypes and autoimmune diseases such as Addison's disease (hypoadrenocorticism) in certain dog breeds, but these findings have yet to be scientifically validated.

#### High Diversity

How common is this amount of diversity in purebreds:



#### MHC Class II - DLA DQA1 and DQB1

DQA1 and DQB1 are two tightly linked DLA genes that code for MHC proteins involved in the immune response. A number of studies have shown correlations of DQA-DQB1 haplotypes and certain autoimmune diseases; however, these have not yet been scientifically validated.

#### High Diversity

How common is this amount of diversity in purebreds:

